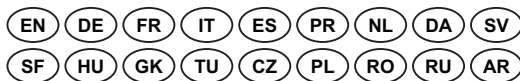




PROFESSIONAL DIGITAL TWO-WAY RADIO

# MOTOTRBO™ SL SERIES

## SL4000 & SL4010 PORTABLES QUICK REFERENCE GUIDE



## SL4000 Series Portables Quick Reference Guide

### Important Safety Information

#### Product Safety and RF Exposure Compliance



**Caution**

Before using this product, read the operating instructions for safe usage contained in the Product Safety and RF Exposure booklet enclosed with your radio.

#### **ATTENTION!**

**This radio is restricted to occupational use only to satisfy FCC/ICNIRP RF energy exposure requirements.** Before using this product, read the RF energy awareness information and operating instructions in the Product Safety and RF Exposure booklet enclosed with your radio (Motorola publication number 6864117B25) to ensure compliance with RF energy exposure limits.

For a list of Motorola-approved antennas, batteries, and other accessories, visit the following website:

<http://www.motorolasolutions.com/governmentandenterprise>

### Computer Software Copyright


The Motorola products described in this manual may include copyrighted Motorola computer programmes stored in semiconductor memories or other media. Laws in the United States of America and other countries preserve for Motorola Europe and Motorola Solutions Inc. certain exclusive rights for copyrighted computer programmes including, but not limited to, the exclusive right to copy or reproduce in any form the copyrighted computer programme. Accordingly, any copyrighted Motorola computer programmes contained in the Motorola products described in this manual may not be copied, reproduced, modified, reverse-engineered, or distributed in any manner without the express written permission of Motorola. Furthermore, the purchase of Motorola products shall not be deemed to grant either directly or by implication, estoppel, or otherwise, any licence under the copyrights, patents, or patent applications Motorola, except for the normal non-exclusive licence to use that arises by operation of the law in the sale of the product.

### Your Quick Reference Guide

This Quick Reference Guide covers an overview of the SL4000 Series Portable Radios. For more operational details, refer to the User Guide (Motorola publication number 68012004075).

Check with your dealer or system administrator because your radio will have been customized for your specific needs.

### Powering Up and Turning Off the Radio

Press the On/Off power button  on the front keypad.

### Adjusting the Volume

To increase the volume, push the Volume Button up.

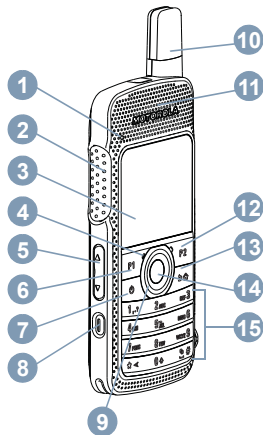
To decrease the volume, push the Volume Button down.

## Radio Controls

Record your radio's programmable button functions in the blanks provided.

**SP** represents Short Press.

**LP** represents Long Press.



- 1 LED Indicator
- 2 Push-to-Talk (PTT) Button
- 3 Display
- 4 Microphone
- 5 Volume Button
- 6 P1 Button (Programmable)  
**SP:** \_\_\_\_\_ **LP:** \_\_\_\_\_
- 7 On/Off Button
- 8 Emergency Button (Programmable)
- 9 4-way Navigation Disc
- 10 Antenna
- 11 Speaker
- 12 P2 Button (Programmable)  
**SP:** \_\_\_\_\_ **LP:** \_\_\_\_\_
- 13 Back/Home Button
- 14 Menu/OK Button
- 15 Keypad

## LED Indicator

**Blinking red** – Radio is receiving an Emergency transmission or has failed the self-test upon powering up.

**Solid yellow** – Radio is monitoring a digital conventional channel. Also indicates fair battery charge when the programmed button is pressed.

**Blinking yellow** – Radio is scanning for activity or receiving a Call Alert.

**Double blinking yellow** – Radio no longer detects repeater in Capacity Plus mode, all Capacity Plus channels currently busy, radio in locked state, radio actively searching for a new site, or radio has yet to respond to group call alert.

**Solid green** – Radio is powering up or transmitting. Also indicates full charge of the battery when the programmed button is pressed.

**Blinking green** – Radio is powering up, receiving a non-privacy-enabled call or data, or detecting activity over the air.

**Double blinking green** – Radio is receiving a privacy-enabled call or data.



**MOTOROLA**

MOTOROLA, MOTO, MOTOROLA SOLUTIONS and the Stylized M logo are trademarks or registered trademarks of Motorola Trademark Holdings, LLC and are used under licence. All other trademarks are the property of their respective owners.  
© 2011 Motorola Solutions, Inc. All rights reserved.  
December 2011.

[www.motorolasolutions.com/mototrbo](http://www.motorolasolutions.com/mototrbo)



**68012004073-A**